



Love Design. Get Offi!

TOOLS YOU'LL NEED

provided – 1 allen key

PLEASE read instructions through before assembly.

LET'S GET STARTED!

UNPACK all components. Place the contents on a carpeted or padded area to protect them from damage.

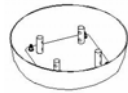
LINE UP the leg structures and seat as shown.

Attach 4 **legs** to **seat** with 8 **small bolts** as shown. Secure, but do not over tighten, the bolts with an **allen key**.

JIM 30" BARSTOOL

assembly instructions

WHAT IS IN THE BOX?



1-seat



1-support base



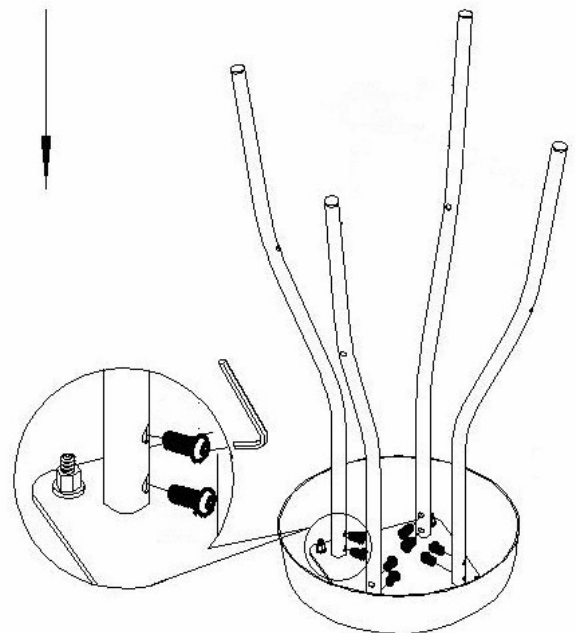
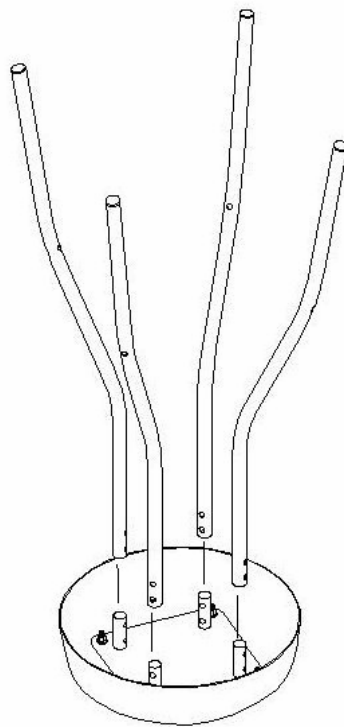
4-legs



8 -small bolts



4 - large bolts



Continued on next page...

www.offi.com

HELP! 1-800-958-OFFI



Love Design. Get Offi!

JIM 30" BARSTOOL

assembly instructions

Attach **support base** through seat to leg frame with 4 **large bolts** as shown. Secure the bolts with an **allen key**.

At this point, fully tighten all bolts with an allen key. Assembly is now complete.

Cleaning & care

Clean surfaces with a dry damp soft cloth. Do not use abrasive cleaners.

